

Planetary Mixers

BAKERY
SERVICES



The EuroBake planetary mixers are unique in their construction, offering robust gearboxes and high-capacity start motors. They include 15 minute timers, and support any existing hub attachments you may have. The bodies are constructed of cast iron, and cast aluminium. The gearbox is constructed of hardened steel gears, which have a ground finish to allow for reduced noise in operation. These machines are fitted with interlocked safety guards and include a stainless steel bowl.



EuroBake



Various reduction kits are available for both machines to suit smaller mixing batches, which fit to the standard bowl cradle which raises and lowers by way of a mechanical slide.

With safety in mind, these machines have anchoring holes threaded into the underside of each foot, to allow for secure fitting to tables. Specialised trolleys or tables can be manufactured to suit these machines.



The EHL-11007A planetary mixer is a small volume mixer, with a bowl volume of 7 liters. This is fitted a 5 speed DC drive motor, electronic speed control and a digital timer



EHL-11007A	
Capacity	
Bowl Capacity	7 Litres
Motor	
Power	0.65kW
Agitator Speed	100-500 RPM
Electrical Requirements	
Voltage	230v
Frequency	50Hz
Phases	1
Connection	Standard 3-Pin
Dimensions	
Width	340mm
Depth	400mm
Height	520mm
Weight	20kg

EBM20HAT	
Capacity	
Bowl Capacity	20 Litres
Motor	
Power	0.375kW
RPM in 1st	116
2nd	210
3rd	383
Electrical Requirements	
Voltage	230v
Frequency	50Hz
Phases	1
Connection	Standard 3-Pin
Dimensions	
Width	486mm
Depth	530mm
Height	802mm
Weight	98kg

EBM40HAT	
Capacity	
Bowl Capacity	40 Litres
Motor	
Power	1.125kW
RPM in 1st	100
2nd	218
3rd	400
Electrical Requirements	
Voltage	400v
Frequency	50Hz
Phases	3
Connection	4-Pin PDL 56 PA 416
Dimensions	
Width	652mm
Depth	688mm
Height	1270mm
Weight	205kg

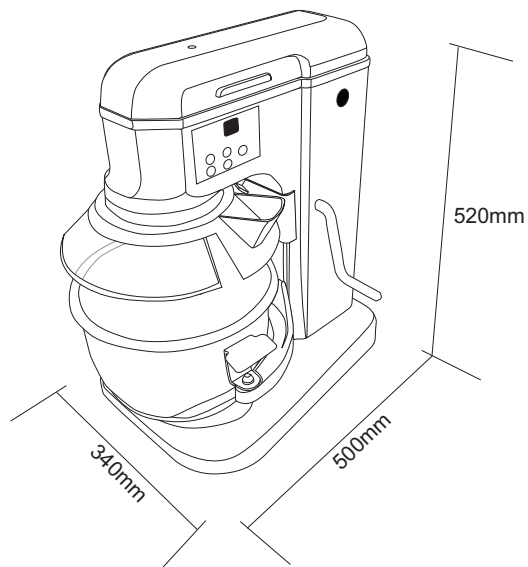
EHL-11200T	
Capacity	
Bowl Capacity	120 Litres
Motor	
RPM in 1st	85
2nd	128
3rd	210
4th	315
Electrical Requirements	
Voltage	400v
Frequency	50Hz
Phases	3
Connection	4-Pin PDL 56 PA 416
Dimensions	
Width	740mm
Depth	1140mm
Height	1270mm
Weight	1520kg

Planetary Mixers

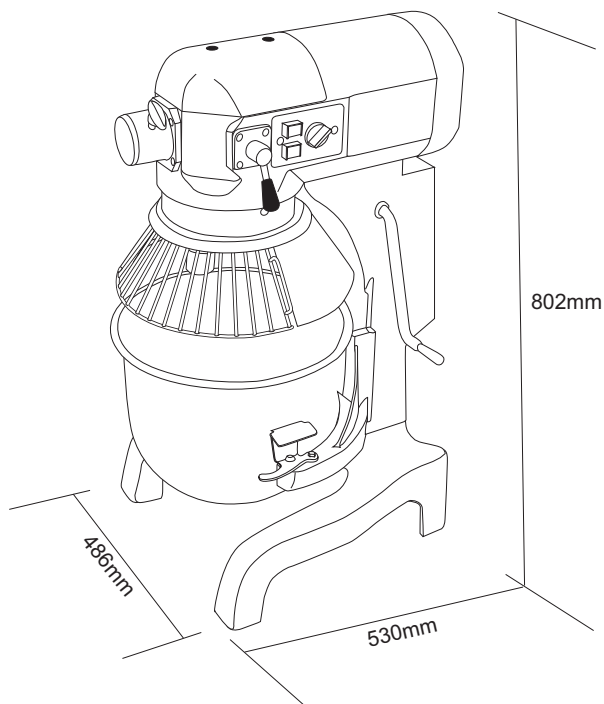
BAKERY
SERVICES



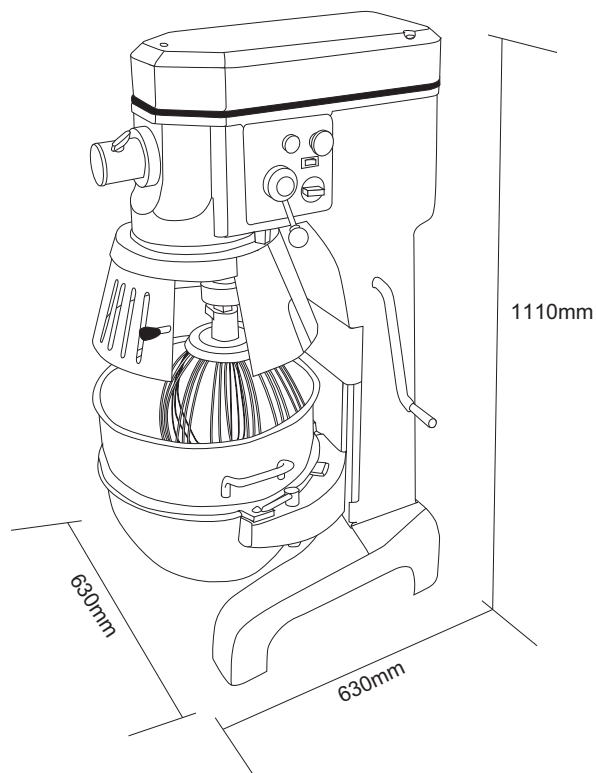
EHL-11007A



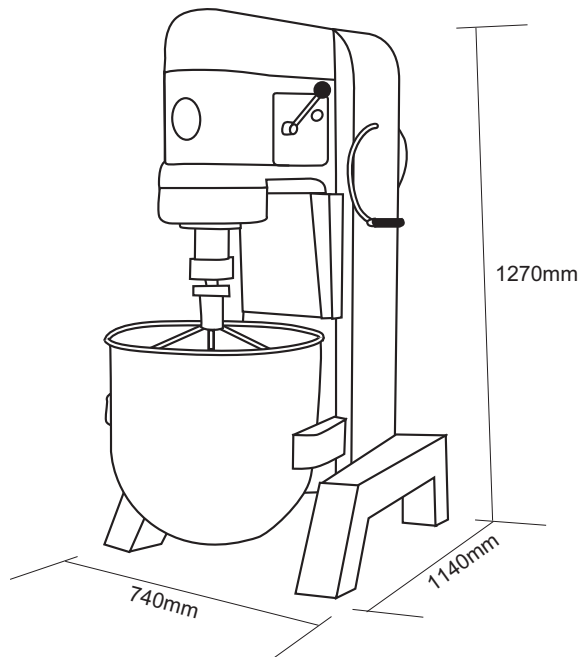
EBM20HAT



EBM40HAT



EHL-11200T



BAKERY SERVICES LIMITED

Auckland Branch

11 Civil Place
Albany 1311
PO Box 101-999
North Shore Mail Centre
Auckland

Phone: 09 478 2445
Fax: 09 478 2145

Wellington Branch

5/49 Kenepuru Drive
Porirua 6006
PO Box 50-185
Porirua 6215
Wellington

Phone: 04 238 9300
Fax: 04 238 9301

Notes:

www.bakeryservices.co.nz - info@bakeryservices.co.nz